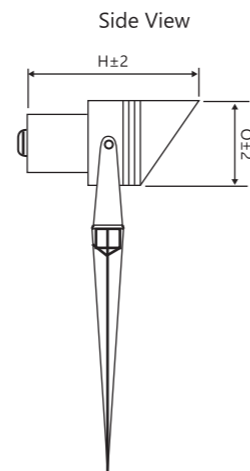
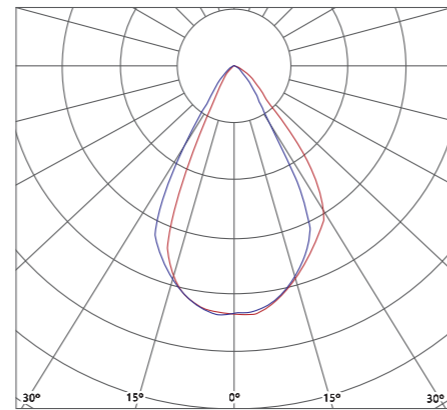




# LANDSCAPE LIGHTING

# SPIKE LIGHT

Energy-saving, stylish LED spike light luminaires with high-efficacy; suitable for highlighting architectural & ornamental planter area lighting.



## PRODUCT SPECIFICATIONS

### Housing

Aluminium alloy pressure die-casted housing for better heat dissipation and aesthetic appeal. The fixture is epoxy powder-coated with smooth finish.

### Optics

Clear diffuser is used for effective distribution of light

### Mounting

In-ground, spike-mounted.

### Control Gear

Powered by an integral electronic driver with output Short-Circuit Protection, Surge Protection & other safety tests.

### Surge Protection

Up to 2 KV (internal)

### IP

65

## RECOMMENDED USAGE

• Parks and Gardens • Residential Areas • Squares and Plazas

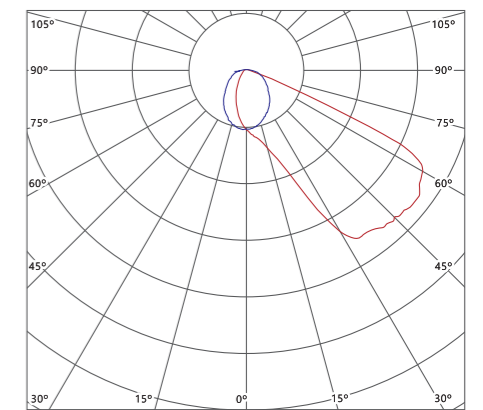
## TECHNICAL DETAILS

Model No.	System Wattage	Rated CCT	CRI	Rated Voltage	Power Factor	Dimensions (in mm)	
						Ø	H*
LLSL-03-W	3W	3000K	≥70	240V AC	-	72	85
LLSL-06-W	6W	3000K	≥70	240V AC	-	72	85
LLSL-09-W	9W	3000K	≥70	240V AC	-	80	105
LLSL-12-W	12W	3000K	≥70	240V AC	-	75	150

\*H mentioned without spike.  
CCT's are available in Cool white, Neutral white & Warm white.

# STEP LIGHT

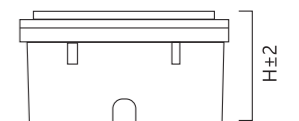
Energy-saving, long-life, aesthetically designed decorative rectangular-shaped wall-recessed luminaires for step lighting.



Front View



Side View



## PRODUCT SPECIFICATIONS

### Housing

Pressure die-cast aluminium housing for sturdiness, excellent corrosion resistance and efficient thermal management.

### Optics

White-finish front cover is designed to provide glare-free downward lighting. High lumen efficacy LED module ensure precise light distribution.

### Mounting

Recessed in wall.

### Control Gear

Powered by an integral electronic driver with output Short-Circuit Protection, Surge Protection & other safety tests.

### Surge Protection

Up to 2 KV (internal)

### IP

54

## RECOMMENDED USAGE

• Supermarket & Malls Staircases • Stairways & Walkways • Outdoor Staircases  
• Wall Lights

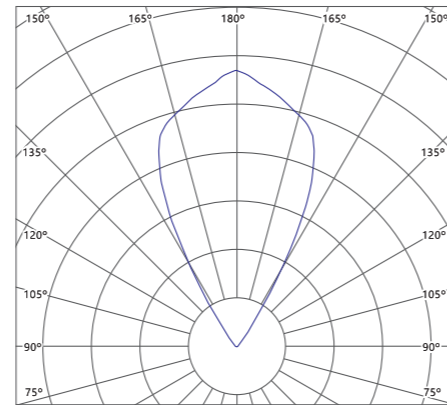
## TECHNICAL DETAILS

Model No.	System Wattage	Rated CCT	CRI	Rated Voltage	Power Factor	Dimensions (in mm)		
						L	W	H
LLSP-03-W	3W	3000K	≥70	240V AC	-	80	80	42
LLSP-06-W	6W	3000K	≥70	240V AC	-	175	85	42

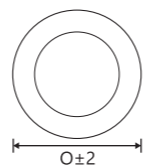
CCT's are available in Cool white, Neutral white & Warm white.

# GROUND BURIAL

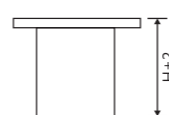
Energy-saving, long-life, ground burial light is a floor-embedded luminaire suitable for architectural lighting of outdoor landscapes.



Front View



Side View



## PRODUCT SPECIFICATIONS

### Housing

Aluminium die-casting with anodised finish and epoxy powder-coating.

### Mounting

Fixed to ground.

### Optics

Tempered glass acts as cover.

### Control Gear

Powered by an integral electronic driver with output Short-Circuit Protection, Surge Protection & other safety tests.

### Surge Protection

Up to 2 KV (Internal)

### IP

67

## RECOMMENDED USAGE

• Hotels • Shop • Restaurants • Shopping Malls • Showrooms • Outdoor Landscapes

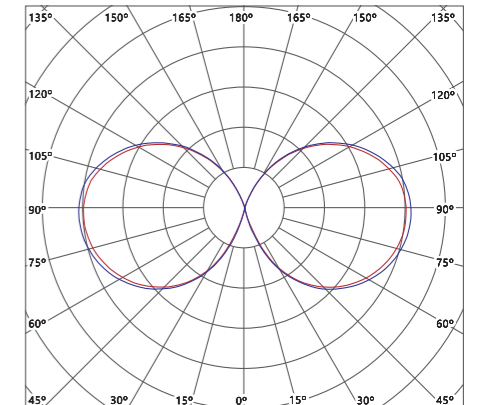
## TECHNICAL DETAILS

Model No.	System Wattage	Rated CCT	CRI	Rated Voltage	Power Factor	Dimensions (in mm)	
						Ø	H
LLGB-15-W	15W	3000K	≥70	240V AC	≥0.9	150	94

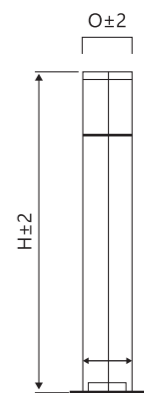
CCT's are available in Cool white, Neutral white & Warm white.

# CRYSTAL BOLLARD

LED bollard light IP65 having a cylindrical body placed on top. Ideal for architectural outdoor lighting, typically giving off light from the sides, suitable to illuminate walkways, steps or pathways.



Front View



## PRODUCT SPECIFICATIONS

### Housing

Housing made up of aluminium pipe powder-coated black after phosphochromate treatment with aluminium heat sink for effective thermal management, sturdiness & excellent corrosion resistance.

### Optics

Opal diffuser is used for glare-free uniform light distribution. High efficiency and long-life LEDs with high lumen efficacies are used.

### Mounting

Fixed to ground.

### Control Gear

Powered by an integral electronic driver with output Short-Circuit Protection, Surge Protection & other safety tests.

### Surge Protection

Up to 2 KV (internal)

### IP

65

## RECOMMENDED USAGE

• Parks and Gardens • Townships • Squares and Plazas

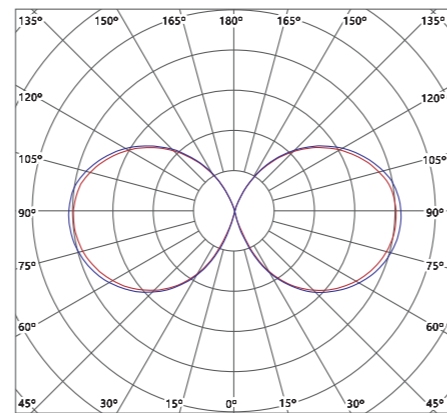
## TECHNICAL DETAILS

Model No.	System Wattage	Rated CCT	CRI	Rated Voltage	Power Factor	Dimensions (in mm)	
						Ø	H
LLCBL-10-W	10W	3000K	≥70	240V AC	≥0.9	75	600
LLCBL-10-W-B	10W	3000K	≥70	240V AC	≥0.9	75	800

CCT's are available in Cool white, Neutral white & Warm white.

# STEP BOLLARD

Energy-saving, long-life, aesthetically designed aluminium landscape luminaires for diffused lighting with high-power LED as light source.



Front View



## PRODUCT SPECIFICATIONS

### Housing

Housing made up of aluminium pipe powder-coated black after phosphochromate treatment with aluminium heat sink for effective thermal management, sturdiness & excellent corrosion resistance.

### Optics

Opal diffuser is used for glare-free uniform light distribution. High efficiency and long-life LEDs with high lumen efficacies are used.

### Mounting

Fixed to Ground.

### Accessories

Powered by an integral electronic driver with output Short-Circuit Protection, Surge Protection & other safety tests.

### Surge Protection

Up to 2 KV (internal)

### IP

65

## RECOMMENDED USAGE

• Parks and gardens • Townships • Squares and Plazas

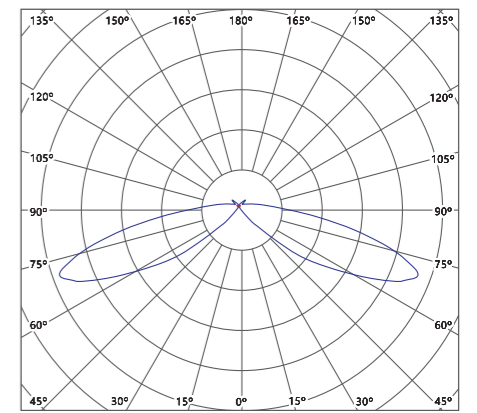
## TECHNICAL DETAILS

Model No.	System Wattage	Rated CCT	CRI	Rated Voltage	Power Factor	Dimensions (in mm)	
						O	H
LLSBL-10-W	10W	3000K	≥70	240V AC	≥0.9	100	610
LLSBL-10-W-B	10W	3000K	≥70	240V AC	≥0.9	100	800

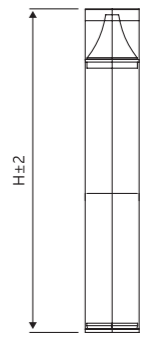
CCT's are available in Cool white, Neutral white & Warm white.

# OYSTER BOLLARD

LED bollard light IP65 aesthetically designed landscape luminaire for diffused lighting. Suitable for architectural outdoor lighting typically giving off light from all sides. Best suitable to illuminate walkways, steps or pathways.



Front View



## PRODUCT SPECIFICATIONS

### Housing

Elegantly designed spun aluminum housing and heat sink for efficient thermal management, sturdiness and excellent corrosion resistance. Two nos. aluminum arms are provided to support the housing. Powder coated black after phosphochromate treatment.

### Optics

Opal diffuser is used for glare-free uniform light distribution. High efficiency and long-life LEDs with high lumen efficacies are used.

### Mounting

Fixed to ground.

### Control Gear

Powered by an integral electronic driver with output short-circuit protection, surge protection & other safety tests.

### Surge Protection

Upto 2 KV (Internal)

### IP

65

## RECOMMENDED USAGE

• Parks and Garden Lighting • Pathway Lighting • Street Lanterns

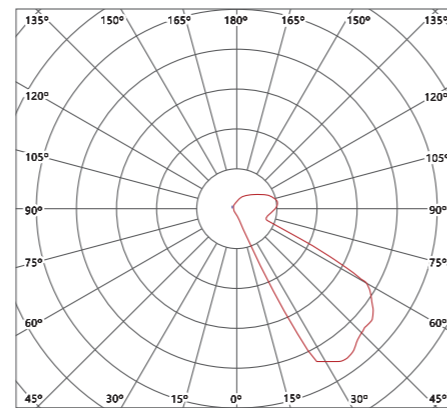
## TECHNICAL DETAILS

Model No.	System Wattage	Rated CCT	CRI	Rated Voltage	Power Factor	Dimensions (in mm)	
						O	H
LLOBL-10-W	10W	3000K	≥70	240V AC	≥0.9	100	600
LLOBL-10-W-B	10W	3000K	≥70	240V AC	≥0.9	100	800

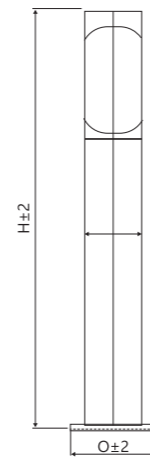
CCT's are available in Cool white, Neutral white & Warm white.

# GEM BOLLARD

LED bollard light IP65 having a cylindrical body with LED under PC Lens placed on top. Ideal for architectural outdoor lighting suitable to illuminate walkways, steps or pathways.



Front View



## PRODUCT SPECIFICATIONS

### Housing

Elegantly designed aluminum housing and heat sink for efficient thermal management, sturdiness and excellent corrosion resistance. MS base plate are provided to support the housing. Powder coated black after phosphochromate treatment.

### Optics

High lumen efficacy LED module with SMD LED package mounted with PC lens to ensure better uniformity of light distribution.

### Mounting

Ground Mounting.

### Control Gear

Powered by an integral electronic driver with output short-circuit protection, surge protection & other safety tests.

### Surge Protection

Upto 2 KV (Internal)

### IP

65

## RECOMMENDED USAGE

• Parks and Garden Lighting • Pathway Lighting • Street Lanterns

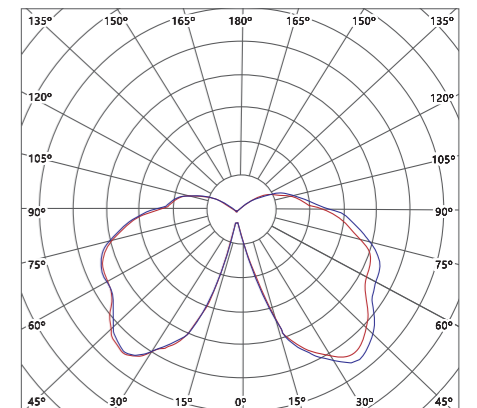
## TECHNICAL DETAILS

Model No.	System Wattage	Rated CCT	CRI	Rated Voltage	Power Factor	Dimensions (in mm)	
						O	H
LLGBL-10-C	10W	5700K	≥70	240V AC	≥0.9	90	600
LLGBL-10-C-B	10W	5700K	≥70	240V AC	≥0.9	90	800

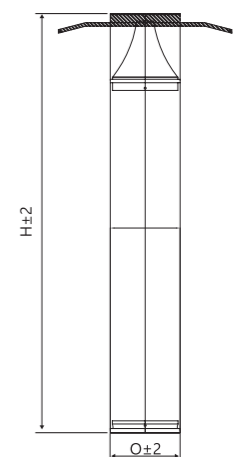
CCT's are available in Cool white, Neutral white & Warm white.

# RING BOLLARD

LED bollard light IP65 having circular profile placed on top. Ideal for architectural outdoor lighting suitable to illuminate Gardens and walkways.



Front View



## PRODUCT SPECIFICATIONS

### Housing

Elegantly designed aluminum housing and heat sink for efficient thermal management, sturdiness and excellent corrosion resistance. MS base plate are provided to support the housing. Powder coated black after phosphochromate treatment.

### Optics

Opal diffuser is used for glare-free uniform light distribution. High efficiency and long-life LEDs with high lumen efficacies are used.

### Mounting

Ground Mounting.

### Control Gear

Powered by an integral electronic driver with output short-circuit protection, surge protection & other safety tests.

### Surge Protection

Upto 2 KV (Internal)

### IP

65

## RECOMMENDED USAGE

• Parks and Garden Lighting • Pathway Lighting • Street Lanterns

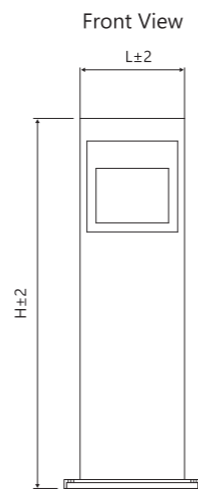
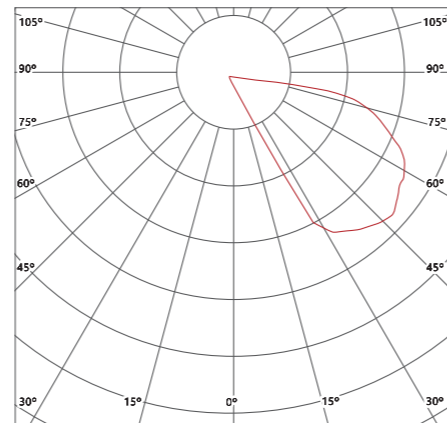
## TECHNICAL DETAILS

Model No.	System Wattage	Rated CCT	CRI	Rated Voltage	Power Factor	Dimensions (in mm)	
						O	H
LLRBL-15-C	15W	5700K	≥70	240V AC	≥0.9	100	600
LLRBL-15-C-B	15W	5700K	≥70	240V AC	≥0.9	100	800

CCT's are available in Cool white, Neutral white & Warm white.

# TOPAZ BOLLARD

LED bollard light IP65 aesthetically designed aluminium housing landscape luminaire for sturdiness with high power LED as light source.



## PRODUCT SPECIFICATIONS

### Housing

Elegantly designed aluminum (sheet) housing and heat sink for efficient thermal management, sturdiness and excellent corrosion resistance. Die-cast aluminum base provided to support the housing. Powder coated grey after phosphochromate treatment.

### Optics

Opal diffuser is used for glare-free uniform light distribution. High efficiency and long-life LEDs with high lumen efficacies are used.

### Mounting

Ground Mounting.

### Control Gear

Powered by an integral electronic driver with output short-circuit protection, surge protection & other safety tests.

### Surge Protection

Upto 2 KV(Internal)

### IP

65

## RECOMMENDED USAGE

• Parks and Garden Lighting • Pathway Lighting • Street Lanterns

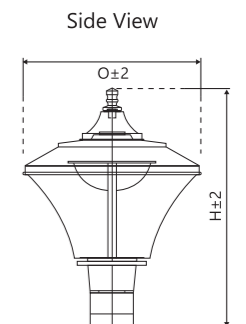
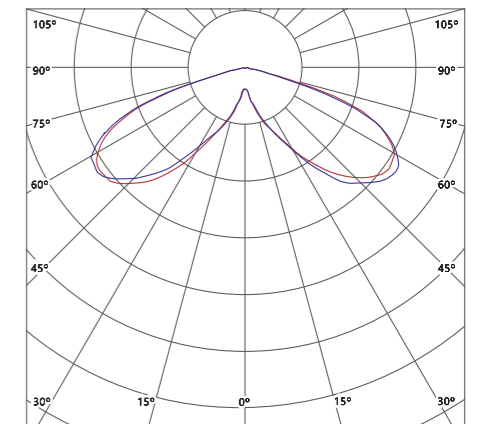
## TECHNICAL DETAILS

Model No.	System Wattage	Rated CCT	CRI	Rated Voltage	Power Factor	Dimensions (in mm)	
						LxW	H
LLTBL-20-C	20W	5700K	≥70	240V AC	≥0.9	230x120	815

CCT's are available in Cool white, Neutral white & Warm white.

# ASTER

Energy saving, long life aesthetically designed die-cast aluminium landscape luminaire with high power LED as light source.



## PRODUCT SPECIFICATIONS

### Housing

Elegantly designed spun aluminum housing and high grade aluminium heat sink for efficient thermal management, sturdiness and excellent corrosion resistance. MS base provided to support the housing. Powder coated black after phosphochromate treatment.

### Optics

Opal diffuser is used for glare-free uniform light distribution. High efficiency and long-life LEDs with high lumen efficacies are used.

### Mounting

Pole Mounting.

### Control Gear

Powered by an integral electronic driver with output short-circuit protection, surge protection & other safety tests.

### Surge Protection

Upto 3.5 KV(Internal);optional 10KV external SPD

### IP

65

## RECOMMENDED USAGE

• Parks and Garden Lighting • Pathway Lighting • Street Lanterns

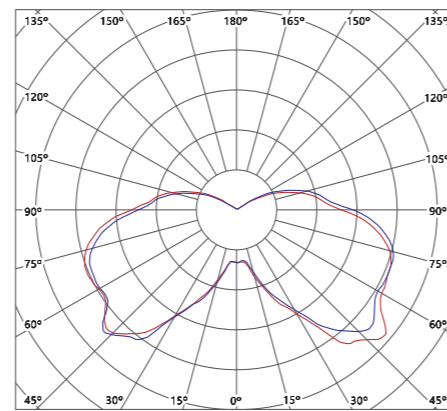
## TECHNICAL DETAILS

Model No.	System Wattage	Rated CCT	CRI	Rated Voltage	Power Factor	Dimensions (in mm)		
						O	H	Pole OD
LLAS-20-C	20W	5700K	≥70	240V AC	≥0.95	356	500	76
LLAS-30-C	30W	5700K	≥70	240V AC	≥0.95	356	500	76
LLAS-45-C	45W	5700K	≥70	240V AC	≥0.95	356	500	76

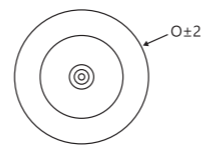
CCT's are available in Cool white, Neutral white & Warm white.

# OPALINE

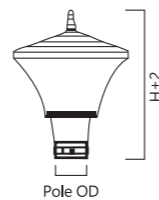
LED Post-top IP65 die-cast aluminium spigot for mounting LED driver and spun aluminium canopy which is painted white inside. Epoxy powder-coated matte black finish after phosphochromate treatment.



Top View



Side View



## PRODUCT SPECIFICATIONS

### Housing

Die-cast aluminium spigot for mounting LED driver and spun aluminium canopy which is painted white inside. Epoxy powder-coated matte black finish after phosphochromate treatment.

### Optics

Opal diffuser is used for glare-free uniform light distribution. High efficiency and long-life LEDs with high lumen efficacies are used.

### Mounting

Pole-mounting.

### Control Gear

Powered by an integral electronic driver with output Short-Circuit Protection, Surge Protection & other safety tests.

### Surge Protection

Up to 3.5 KV (internal); optional 10 KV external SPD.

### IP

65

## RECOMMENDED USAGE

• Parks and Garden Lighting • Pathway Lighting • Street Lanterns

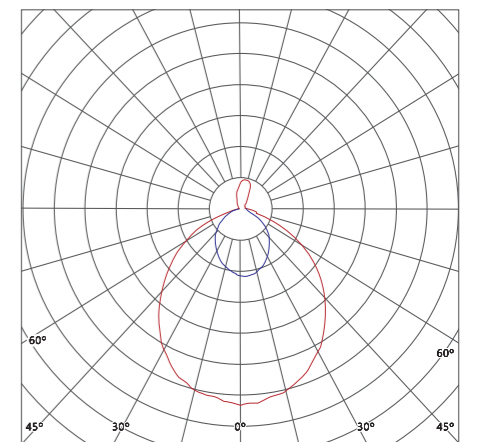
## TECHNICAL DETAILS

Model No.	System Wattage	Rated CCT	CRI	Rated Voltage	Power Factor	Dimensions (in mm)		
						Ø	H	Pole OD
LLOP-30-C	30W	5700K	≥70	240V AC	≥0.95	456	528	78

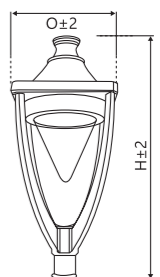
CCT's are available in Cool white, Neutral white & Warm white.

# MERIDIAN

Energy saving, long life aesthetically designed die-cast aluminium landscape luminaire with high power LED as light source.



Side View



## PRODUCT SPECIFICATIONS

### Housing

Elegantly designed die-cast aluminum housing and high grade aluminum heat sink for efficient thermal management, sturdiness and excellent corrosion resistance. Four nos. die-cast aluminum arms are provided to support the housing. Powder coated black after phosphochromate treatment.

### Optics

Opal diffuser is used for glare-free uniform light distribution. High efficiency and long-life LEDs with high lumen efficacies are used.

### Mounting

Pole Mounting.

### Control Gear

Powered by an integral electronic driver with output short-circuit protection, surge protection & other safety tests.

### Surge Protection

Upto 3.5 KV (Internal); optional 10KV external SPD

### IP

65

## RECOMMENDED USAGE

• Parks and Garden Lighting • Pathway Lighting • Street Lanterns

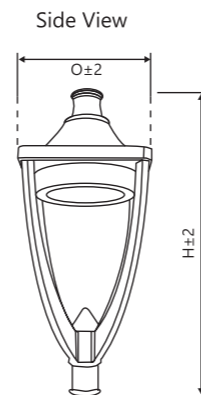
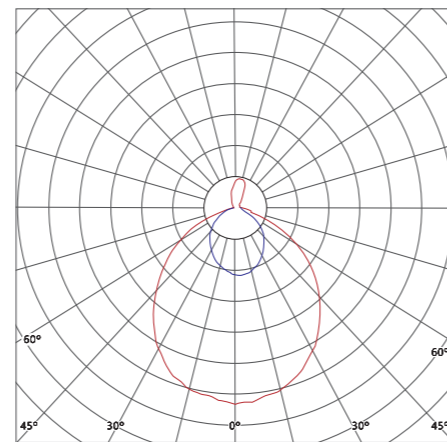
## TECHNICAL DETAILS

Model No.	System Wattage	Rated CCT	CRI	Rated Voltage	Power Factor	Dimensions (in mm)		
						Ø	H	Pole OD
LLMD-30-C	30W	5700K	≥70	240V AC	≥0.95	315x315	695	78
LLMD-45-C	45W	5700K	≥70	240V AC	≥0.95	315x315	695	78

CCT's are available in Cool white, Neutral white & Warm white.

# CRESTINE

Energy saving, long life aesthetically designed die-cast aluminium landscape luminaire with high power LED as light source.



## PRODUCT SPECIFICATIONS

### Housing

Elegantly designed die-cast aluminum housing and heat sink for efficient thermal management, sturdiness and excellent corrosion resistance. Four nos. die-cast aluminum arms are provided to support the housing. Powder coated black after phosphochromate treatment.

### Optics

Clear Cover is used for glare-free uniform light distribution. High efficiency and long-life LEDs with high lumen efficacies are used.

### Mounting

Pole Mounting.

### Control Gear

Powered by an integral electronic driver with output short-circuit protection, surge protection & other safety tests.

### Surge Protection

Upto 3.5 KV(Internal);optional 10KV external SPD

### IP

65

## RECOMMENDED USAGE

• Parks and Garden Lighting • Pathway Lighting • Street Lanterns

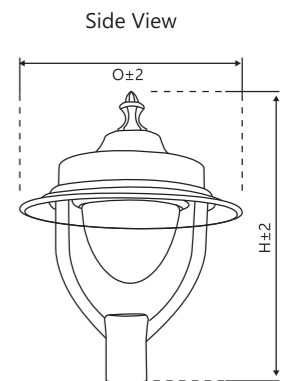
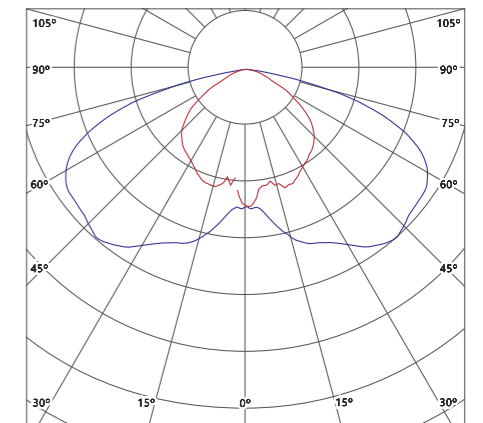
## TECHNICAL DETAILS

Model No.	System Wattage	Rated CCT	CRI	Rated Voltage	Power Factor	Dimensions (in mm)		
						O	H	Pole OD
LLCT-45-C	45W	5700K	≥70	240V AC	≥0.95	400x400	922	78
LLCT-60-C	60W	5700K	≥70	240V AC	≥0.95	400x400	922	78

CCT's are available in Cool white, Neutral white & Warm white.

# SNOWDROP

Energy saving, long life aesthetically designed die-cast aluminium landscape luminaire with high power LED as light source.



## PRODUCT SPECIFICATIONS

### Housing

Elegantly designed spun aluminum housing and heat sink for efficient thermal management, sturdiness and excellent corrosion resistance. Two nos. aluminum arms are provided to support the housing. Powder coated black after phosphochromate treatment.

### Optics

Opal diffuser is used for glare-free uniform light distribution. High efficiency and long-life LEDs with high lumen efficacies are used.

### Mounting

Pole Mounting.

### Control Gear

Powered by an integral electronic driver with output short-circuit protection, surge protection & other safety tests.

### Surge Protection

Upto 3.5 KV(Internal);optional 10KV external SPD

### IP

65

## RECOMMENDED USAGE

• Parks and Garden Lighting • Pathway Lighting • Street Lanterns

## TECHNICAL DETAILS

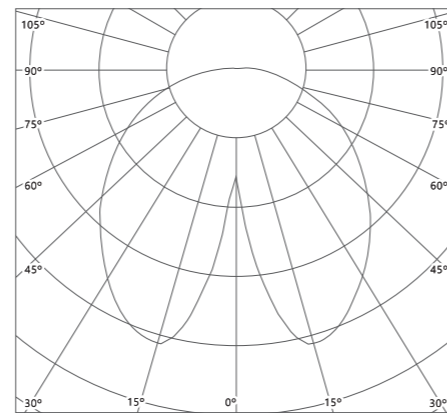
Model No.	System Wattage	Rated CCT	CRI	Rated Voltage	Power Factor	Dimensions (in mm)		
						O	H	Pole OD
LLSD-30-C	30W	5700K	≥70	240V AC	≥0.95	435	610	78
LLSD-45-C	45W	5700K	≥70	240V AC	≥0.95	435	610	78

CCT's are available in Cool white, Neutral white & Warm white.

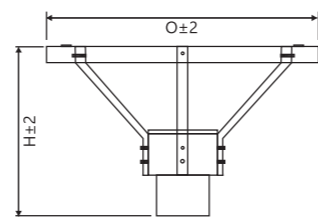


# PRISTINE

Energy-saving, long-life, aesthetically designed die-cast aluminium landscape luminaire with high-power LED as light source.



Side View



## PRODUCT SPECIFICATIONS

### Housing

Elegantly designed die-cast aluminium housing and heat sink for efficient thermal management, sturdiness and excellent corrosion resistance. Three nos. die-cast aluminium arms are provided to support the housing. Epoxy powder-coated grey after phosphochromate treatment.

### Optics

Opal diffuser is used for glare-free uniform light distribution. High efficiency and long-life LEDs with high lumen efficacies are used.

### Mounting

Pole-mounting.

### Control Gear

Powered by an integral electronic driver with output Short-Circuit Protection, Surge Protection & other safety tests.

### Surge Protection

Up to 3.5 KV (Internal); optional 10 KV external SPD

### IP

65

## RECOMMENDED USAGE

• Parks and Garden Lighting • Pathway Lighting • Street Lanterns

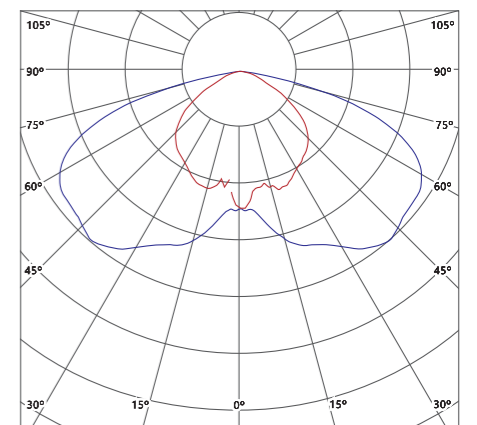
## TECHNICAL DETAILS

Model No.	System Wattage	Rated CCT	CRI	Rated Voltage	Power Factor	Dimensions (in mm)		
						O	H	Pole OD
LLPT-45-C	45W	5700K	≥70	240V AC	≥0.95	400	263	78
LLPT-60-C	60W	5700K	≥70	240V AC	≥0.95	585	365	78

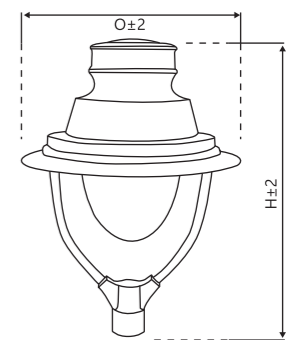
CCT's are available in Cool white, Neutral white & Warm white.

# ORBIT

Energy saving, long life aesthetically designed die-cast aluminium landscape luminaire with high power LED as light source.



Side View



## PRODUCT SPECIFICATIONS

### Housing

Elegantly designed spun aluminum housing and heat sink for efficient thermal management, sturdiness and excellent corrosion resistance. Two nos. aluminum arms are provided to support the housing. Powder coated black after phosphochromate treatment.

### Optics

Opal diffuser is used for glare-free uniform light distribution. High efficiency and long-life LEDs with high lumen efficacies are used.

### Mounting

Pole Mounting.

### Control Gear

Powered by an integral electronic driver with output short-circuit protection, surge protection & other safety tests.

### Surge Protection

Upto 3.5 KV(Internal); optional 10KV external SPD

### IP

65

## RECOMMENDED USAGE

• Parks and Garden Lighting • Pathway Lighting • Street Lanterns

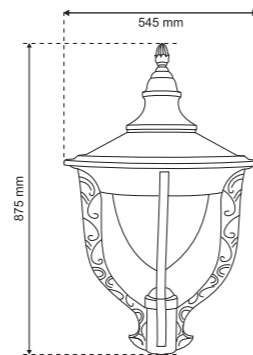
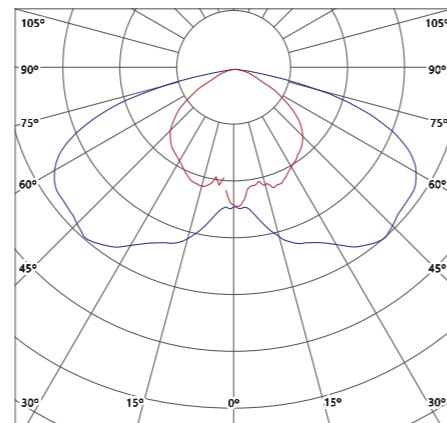
## TECHNICAL DETAILS

Model No.	System Wattage	Rated CCT	CRI	Rated Voltage	Power Factor	Dimensions (in mm)		
						O	H	Pole OD
LLOT-60-C	60W	5700K	≥70	240V AC	>0.95	625	910	75
LLOT-90-C	90W	5700K	≥70	240V AC	>0.95	625	910	75

CCT's are available in Cool white, Neutral white & Warm white.

# COMET

Energy saving, long life aesthetically designed die-cast aluminium landscape luminaire with high power LED as light source.



## PRODUCT SPECIFICATIONS

### Housing

Elegantly designed spun aluminum housing and high grade aluminium heat sink for efficient thermal management, sturdiness and excellent corrosion resistance. Three nos. MS arms are provided to support the housing. Powder coated Black after phosphochromate treatment.

### Optics

Opal diffuser is used for glare-free uniform light distribution. High efficiency and long-life LEDs with high lumen efficacies are used.

### Mounting

Pole Mounting.

### Control Gear

Powered by an integral electronic driver with output short-circuit protection, surge protection & other safety tests.

### Surge Protection

Upto 3.5 KV(Internal);optional 10KV external SPD

### IP

65

## RECOMMENDED USAGE

• Parks and Garden Lighting • Pathway Lighting • Street Lanterns

## TECHNICAL DETAILS

Model No.	System Wattage	Rated CCT	CRI	Rated Voltage	Power Factor	Dimensions (in mm)		
						Ø	H	Pole OD
LLCO-60-C	60W	5700K	≥70	240V AC	≥0.95	545	875	60
LLCO-125-C	125W	5700K	≥70	240V AC	≥0.95	545	875	60

CCT's are available in Cool white, Neutral white & Warm white.

